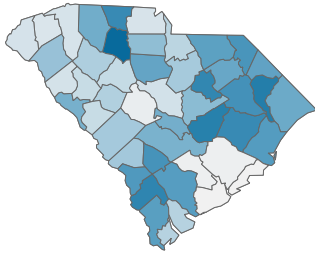


### COVID-19 in South Carolina

As of 11:59 PM on 7/6/2021

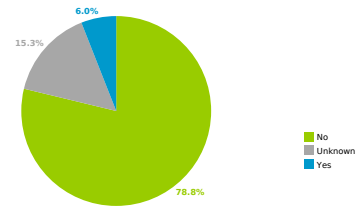
Percent of COVID-19 Cases Ever Hospitalized, by County



### COVID-19 Hospitalizations

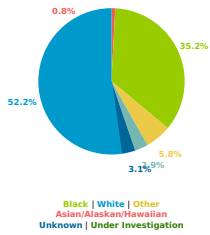
23,590

Hospitalization Status at time of Case Investigation

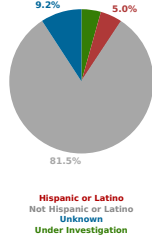


County Displayed: **South Carolina** | Dates Displayed: 3/4/2020 to 7/6/2021  
*Note: Data is suppressed for fewer than 5 cases*

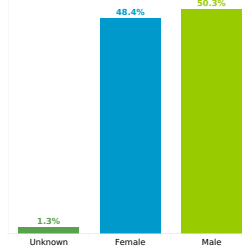
Hospitalizations by Race



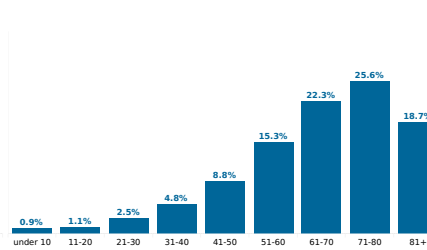
Hospitalizations by Ethnicity



Hospitalizations by Sex



Reported COVID-19 Cases, by Age Group & Age Related Information



Minimum Age	0.0 years
Median Age	68.0 years
Max Age	106.0 years
Average Age	65.3 years